

NR-CdG-2023-4-EN: Materialization of the "War Cycle"

Reference Research Note: NR-CdG-2023-4-EN

Original date : 23/10/2023

Update date : 20/04/2024

Name of Research Note: Materialization of the "War Cycle"

Research notes are linked to new elements that will have to be taken into account when updating the document describing current research.

Demonstration of the "Return War Cycle" by correlation with the number of deaths

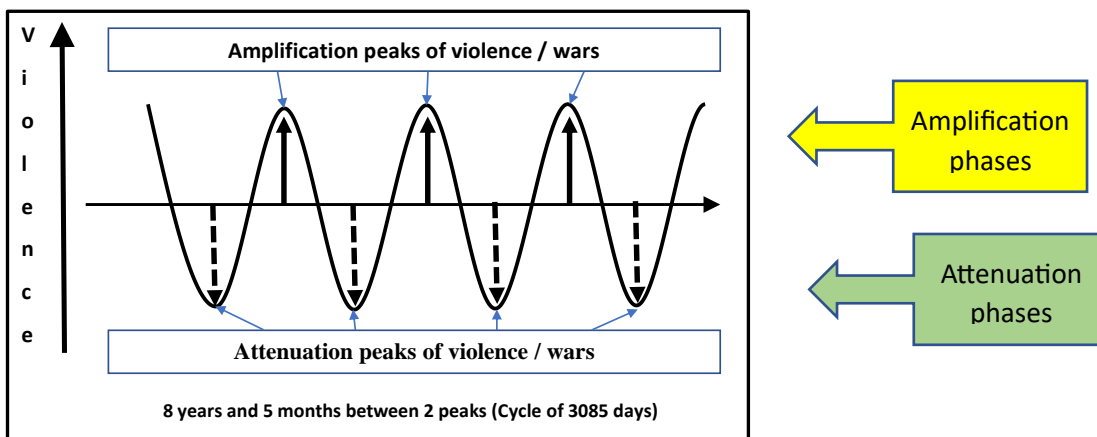
Synthesis of the War Cycle :

The periodicity of the "Return War Cycle" is 3085 days, or 8 years and just over 5 months. The T0 of the cycle, on an amplification peak, is the date of the outbreak of the First World War. The value of 3085 days is considered to be an approximate average value, whose exact value may vary from one peak to the next.

Representation conventions for the Cycle des Guerres

By convention, it is defined :

- An amplification peak
- An inverse peak of attenuation
- An amplification phase
An amplification phase begins with growth to the amplification peak, followed by decay to the midpoint.
- An attenuation phase
An attenuation phase begins with a decrease to the attenuation peak, followed by an increase to the mid-point.



Materialization of the "War Cycle"

Author : Jean-Baptiste Renard - E-mail : recurrent.war.cycle@gmail.com

NR-CdG-2023-4-EN: Materialization of the "War Cycle"

This "War Cycle" can be demonstrated by several complementary methods. One of these methods is to materialize the "War Cycle" by the number of deaths due to wars. It's not so much a question of seeing a curve that looks exactly like the theoretical one, as of seeing whether there's a link between the amplitude of the number of deaths and the phases of amplification.

This materialization essay began in 2010, following the Wikileaks revelations of US Army reports quantifying the casualties of the Iraq war from 2003 onwards. This lead was confirmed a few years later by another source of Iraq war casualties: Iraqbodycount. In the case of Iraq, the materialization is thus demonstrated over 2 successive phases of amplification, thanks to data from Iraqbodycount, which has done a permanent job of collecting violent deaths.

Another example of materialization appeared with the data available concerning the war in Syria, over the period 2011-2018.

At the beginning of 2023, there were therefore 2 cases validating the principle of the materialization of the "War Cycle". It seemed credible to find other cases, but no research had been done on the subject in the few years leading up to 2023.

The data and graphs available on the UCDP project confirm the materialization of the War Cycle

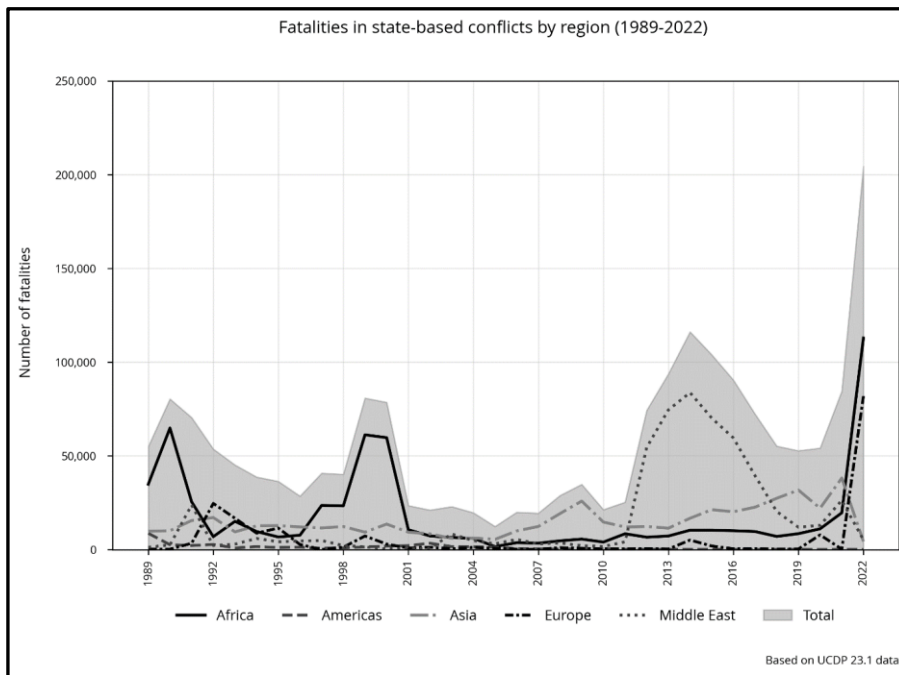
The graph "Fatalities in state-based conflicts by Region (1989-2022)", produced by the Uppsala Conflict Data Program (UCDP) and published in 2023, completes the demonstration outlined for the materialization section. This graph confirms the demonstration of 4/5 phases of amplification.

These data take the materialization of the "War Cycle" from a validated hypothesis to a virtual certainty. There will still be those who see it as a mere coincidence, but there is no more convincing evidence to date for the "War Cycle".

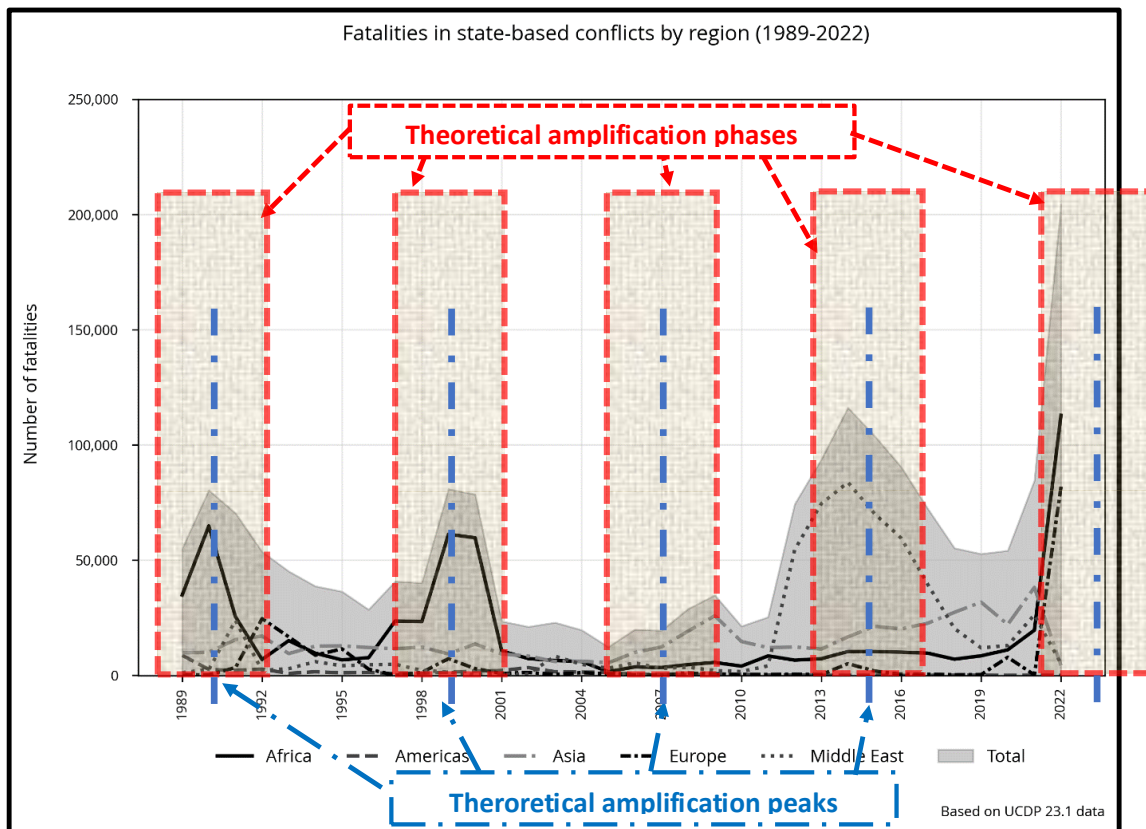
UCDP has its own definitions of war, intra-state conflicts, unilateral conflicts and fatalities in armed conflicts. Only the part on deaths in armed conflicts (inter- or intra-state) is included here: "Fatalities in state-based conflicts by Region".

NR-CdG-2023-4-EN: Materialization of the "War Cycle"

The graph published by UCDP is as follows:



If we add the theoretical amplification peaks and theoretical amplification phases of the "War Cycle", we get this other graph:



(Areas colored red or blue have been added to the UCDP chart)

Author : Jean-Baptiste Renard - E-mail : recurrent.war.cycle@gmail.com

What's striking is that each phase of amplification contains peaks of death, **as if there were a direct and systematic correlation between the "War Cycle" and the number of deaths due to war.**

This raises many questions:

- While the 1990 and 1999 peaks are almost perfect, the 2015 & 2024 peaks are shifted. It is accepted that the current value of 3085 days for the "War Cycle" is an approximate, average value, which varies from peak to peak. Some cycles may be shorter, and amplification peaks may be shifted. To date, there has been no recalibration since the T0 of the outbreak of the First World War. This will probably have to be done soon. This research awaits a global resumption in a new multidisciplinary team to recalculate this average value and make the necessary adjustments.
- In the amplification phase around 2007, the number of Middle Eastern deaths is close to 0. This is not consistent with the casualties of the Iraq war from 2003 onwards, as confirmed by Wikileaks and Iraqbodycount. The data, as presented by Wikileaks and Iraqbodycount, presents the UCDP team with a methodological problem, due to the fact that the categorization of the data is not the same as that of UCDP. The result is that, lacking a methodology equivalent to their own, all Wikileaks and Iraqbodycount data seems to have been ignored. UCDP's revision of the data could reinforce this amplification phase around the 2007 amplification peak, which appears, with UCDP version 23.1, to be underestimated for Middle East data.
- The theoretical peak in December 2015 is shifted to 2014. In fact, several wars started within a few weeks of each other in 2014 (2014 Gaza War, war in Ukraine, war against the Islamic State).
- The Ukraine-Russia war began just before the amplification phase. Should we shift the amplification peak from 2022-2026?
Probably, but we don't know where the actual amplification peak of the "War Cycle" is for the period 2022-2026. There was the Ukraine-Russia war starting in February 2022, but there's also the Hamas-Israel war starting on October 7, 2023. In 2026, we'll know where the real peak is, but today the worst may be yet to come. The violence of these 2 wars seems characteristic of this amplification phase. We can legitimately wonder whether certain phases of amplification have characteristics that can lead to more violent wars, and which could explain, in part, the 2 world wars we've had, as well as the extremely violent wars of the 2022-2026 period.
- We might be able to identify the peak of the 2022-2026 period, if we had reliable data enabling us to know the evolution, in real time or with a lag of a few months, of deaths due to war. UCDP could probably do this, but has its own constraints and priorities, which are not those of the "War Cycle".
- It is reasonable to assume that all 5 amplification phases covered by UCDP since 1989 are significant, taking into account any future recalibrations and the possible future revision of UCDP on Iraqi data.
- No region systematically has a high death toll at each successive phase of amplification. The phenomenon is true for each region, but at different times. It is the sum of the regions that is significant, since there is always one region, or even several at the same time, for each phase of amplification.

NR-CdG-2023-4-EN: Materialization of the "War Cycle"

- Of course, this observation explains nothing. How can we imagine that a cyclical phenomenon could have such an influence on wars and collective human behavior? Our current knowledge doesn't allow us to answer that question. Just because we can't explain it doesn't mean it doesn't exist.
- What could explain the variation in the intensity of wars, which translates into a significant variation in the number of war casualties? For the moment, there is no satisfactory answer. In 2012, a pre-study was carried out using the solar cycle. The "Solar Cycle" does not explain the "War Cycle", as the average periodicity of the solar cycle is around 11 years, whereas that of the "War Cycle" is around 8 years and 5 months. However, it has been found that the intensity of the "Solar Cycle" can have an impact on the intensity of wars, and can also cause a shift in the amplification peak. This lead needs to be taken up again in a comprehensive new study before it can be confirmed or invalidated. However, it may provide a partial answer to this question.

Conclusion:

This relationship between the amplification phases of the "War Cycle" and the available UCDP data is the most convincing evidence for the existence of the "War Cycle". Without knowing it, UCDP could become a stake, in spite of themselves, in the credibility of the existence of the "War Cycle".

This confirmation of materialization raises questions that can only be answered by further research.

Every leader on our planet should bear this reality in mind before committing themselves further to the wars of 2023 and beyond. But indifference on this subject and the absence of an official relay have prevented us from informing all those who could be concerned.

October 23, 2023 updated April 20, 2024, translated April 20, 2024 by JBR using DeepL.

NR-CdG-2023-4-EN: Materialization of the "War Cycle

References :

- Davies, Shawn, Therese Pettersson & Magnus Öberg (2023). Organized violence 1989-2022 and the return of conflicts between states. Journal of Peace Research (60-4)

- Jean-Baptiste Renard - The "Return" War Cycle
 - FR version before the outbreak of the Ukraine-Russia war :
<https://horlogedelinconscient.fr/wp-content/uploads/2022/01/Guerre-et-Paix-et-cycle-FR-JBR-2022-01-23.pdf>
In this version, you'll find the war forecasts available before the outbreak of the Ukraine-Russia war on page 57, as well as the Europe and Arab-Israeli conflict contexts that detail these forecasts.
 - Current FR reference version
<https://horlogedelinconscient.fr/wp-content/uploads/2022/10/Cycle-des-guerres-retour-FR-JBR-2022-10-23.pdf>
This version has not yet taken into account developments in 2023, including this research note.
 - Current reference EN version
https://horlogedelinconscient.fr/wp-content/uploads/2023/04/EN_Recurrent-War-Cycle-EN-JBR-V2.pdf
This version has not yet taken into account developments for the year 2023, including this research note.